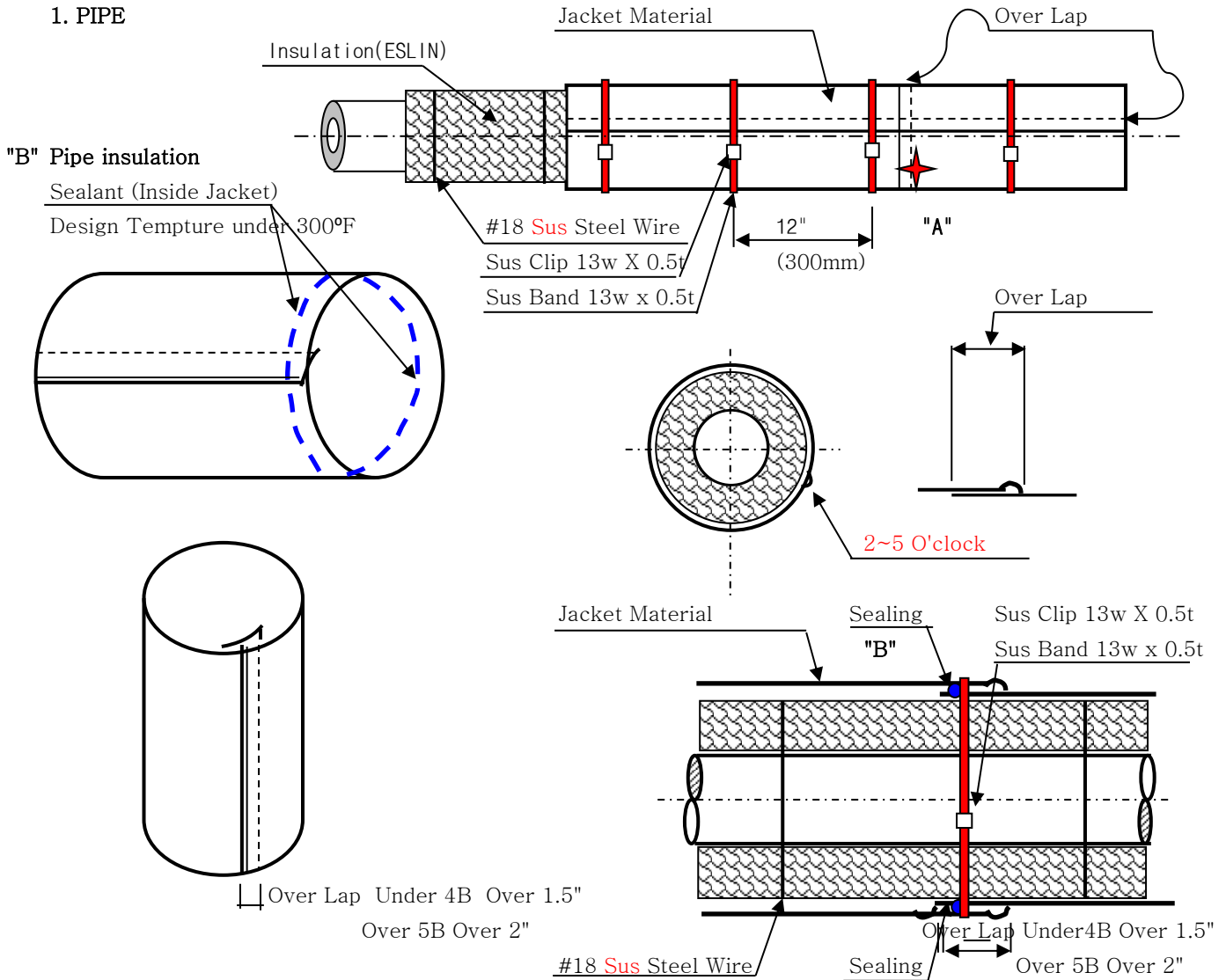
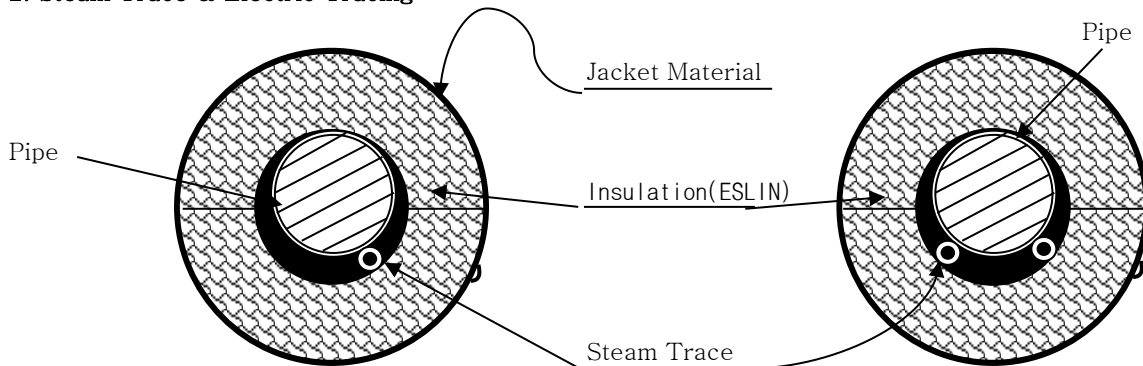
	<b>ESLIN Insulation Install Specification</b>	Document No	
		Revised	1
	<b>1. Pipe Insulation</b>	Date	2018.02.01
		Page	1 OF 2

**1. PIPE**




- Remarks :
- 1) Over 10" Size Pipe Insulation Recommend 13w X 0.5t Sus band & Clip
  - 2) Over 20" Size Pipe Insulation Recommend 19w X 0.5t Sus Band & Clip
  - 3) Band & Wire space : 300mm

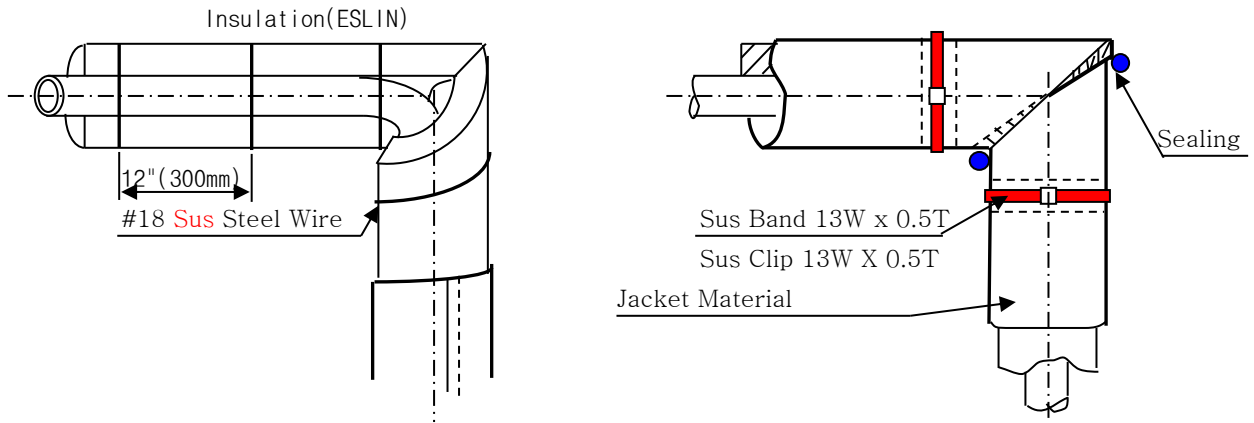
**2. Steam Trace & Electric Tracing**



Remarks : 1) Insulation size will be up 1/2" or 1" depends on Tube Size and No of Trace .

	<b>ESLIN Insulation Install Specification</b>	Document No	
		Revised	1
	<b>2. Elbow Insulation</b>	Date	2018.02.01
		Page	1 OF 2

### 1. Stove Type Elbow



### 2. Standard SR,LR Elbow

